



Blunt Soft LLC

- \$5,000+
- \$50 - \$99 / hr
- 10 - 49
- Startups
- United States,
Lewes
- 2017
- Within 1 month

We want to be the best digital agency in the world

Blunt Soft is an eminent digital service company, working artistically to provide ingenious solutions to our clients across the globe. With our state-of-the-art website design & development solutions with the finest SEO services, we are converting businesses into brands.

View more ▾

Techreviewer Rating ⓘ

3.0 ★ ★ ★

Location and Contacts

[United States,](#)

[Lewes](#)

[16192 Coastal Hwy.,](#)

19958

+30 25 2580 70

in

🐦

f

Top ratings

- Top Web Development Companies in 2024
- Top Web Development Companies in the United States
- Top 100+ WordPress Developers in 2024
- Top 100+ JavaScript Development Companies
- Top VR Companies and AR Companies in 2024

Major clients

- Software Development
- Digital Marketing
- Web Development

Services focus

Service Lines

Name	Share	
Mobile Development	15%	<div></div>
IT Services	15%	<div></div>
Ecommerce	15%	<div></div>
Web Development	10%	<div></div>
Game Development	10%	<div></div>
Design	5%	<div></div>
Software Development	5%	<div></div>
Cloud Consulting	5%	<div></div>
Artificial Intelligence	5%	<div></div>
DevOps	4%	<div></div>
Other	2%	<div></div>
IoT Development	2%	<div></div>
Blockchain	2%	<div></div>
Big Data	2%	<div></div>
AR & VR	2%	<div></div>
QA and Testing	1%	<div></div>

Artificial Intelligence

Name	Share	
Machine Learning	35%	<div></div>
Deep Learning	35%	<div></div>
Robotics	30%	<div></div>

Big Data

Name	Share	
Video Analytics	30%	<div></div>
Text Analytics	20%	<div></div>
Data Warehousing	10%	<div></div>
Data Quality	10%	<div></div>
Edge Computing	6%	<div></div>
SM Analytics	5%	<div></div>
Predictive Analytics	5%	<div></div>
Marketing Analytics	3%	<div></div>

Blockchain

Name	Share	
Hyperledger	26%	<div></div>
Ethereum	20%	<div></div>
Wallet Development	9%	<div></div>
STO Development	9%	<div></div>
Smart Contract	9%	<div></div>
Private Blockchain	9%	<div></div>
ICO Consulting	9%	<div></div>
Exchange	9%	<div></div>

NameShare

Data Visualization	3%	<div></div>
Data Science	2%	<div></div>
Data Mining	2%	<div></div>
Data Migration	2%	<div></div>
Data Discovery	1%	<div></div>
Data Analytics	1%	<div></div>

Cloud Consulting

NameShare

Public Cloud	60%	<div></div>
Hybrid Cloud	9%	<div></div>
SaaS	8%	<div></div>
IaaS	8%	<div></div>
Cloud Security	8%	<div></div>
Private Cloud	5%	<div></div>
PaaS	2%	<div></div>

Custom Software Development

NameShare

Enterprise Software	25%	<div></div>
Startups Software	20%	<div></div>
Hardware Development	20%	<div></div>
Desktop Development	13%	<div></div>
Embedded Development	12%	<div></div>
Business Software	10%	<div></div>

Design

NameShare

User Experience	30%	<div></div>
Product Design	20%	<div></div>
3D Modeling	10%	<div></div>
Print Design	10%	<div></div>
Logo Design	8%	<div></div>
3D Rendering	7%	<div></div>
Packaging Design	7%	<div></div>
Illustration	5%	<div></div>
Digital Design	2%	<div></div>
Graphic Design	1%	<div></div>

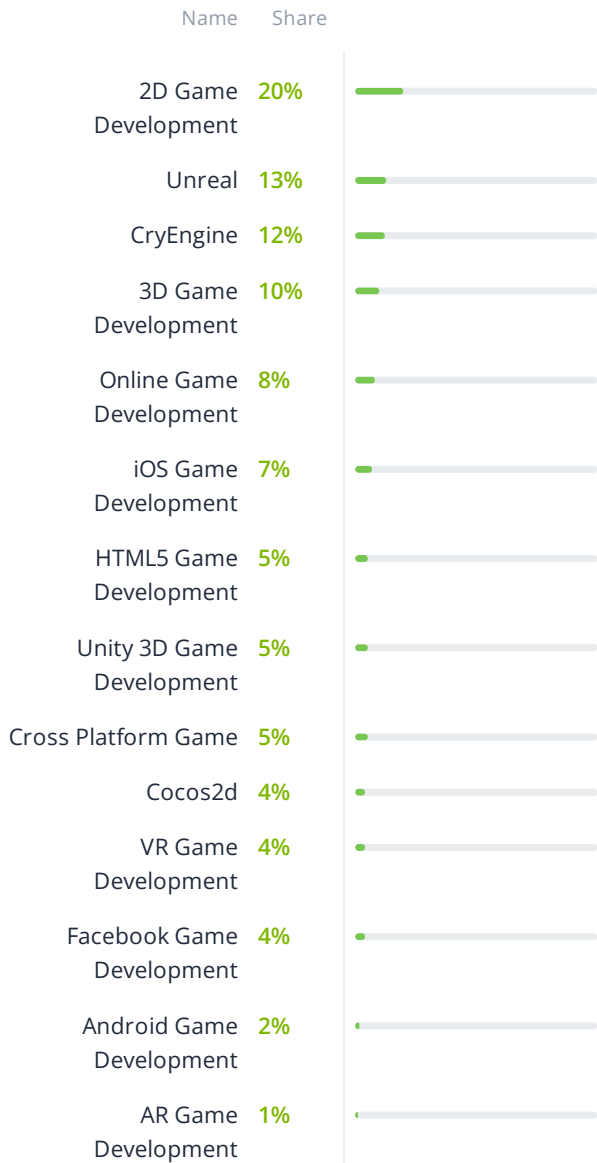
Devops

NameShare

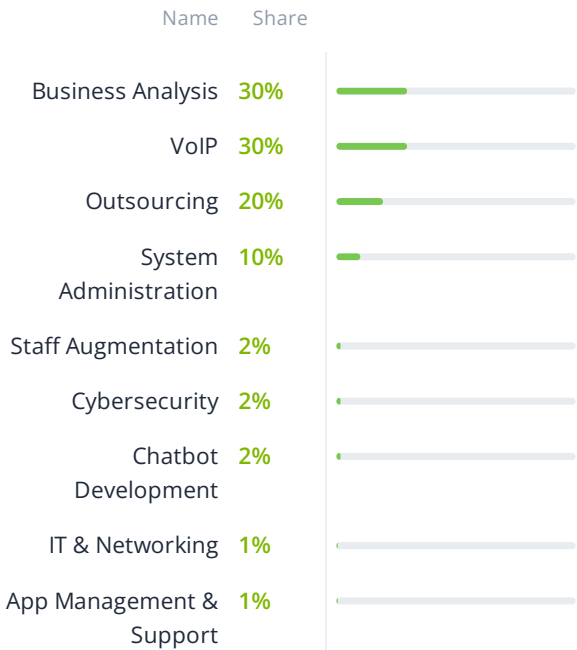
Kubernetes	30%	<div></div>
DevOps Implementation	22%	<div></div>
Chef	20%	<div></div>
Jenkins	10%	<div></div>
DevOps as a Service	8%	<div></div>
DevOps Automation	7%	<div></div>
Gradle	2%	<div></div>
Docker	1%	<div></div>

Ecommerce

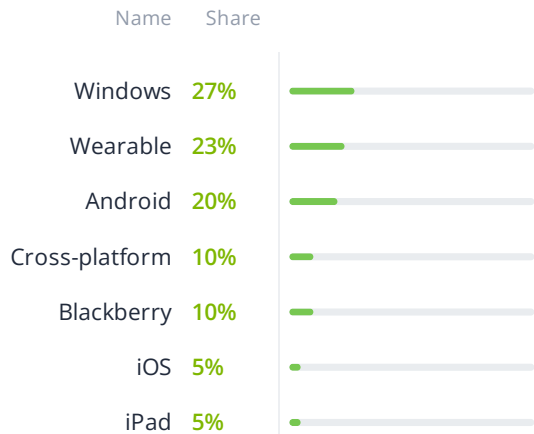
Game Development



It Consulting



Mobile Development



Name

Share

Database

1%

Administration

Managed IT Services

1%

Qa And Testing

Name

Share

Localization

12%

A/B

10%

Volume

8%

Smoke

8%

Unit

7%

System

7%

Automation

5%

Sanity

5%

Interface

5%

Manual Testing

4%

Beta

4%

Installation

3%

Compliance

3%

Compatibility

3%

Security

2%

Recovery

2%

Load

2%

Regression

2%

Integration

2%

Acceptance

2%

Usability

1%

Stress

1%

Performance

1%

QA

1%

Domain focus

Name

Share

Government

20%

Advertising &
Marketing

15%

Banking & Financial
Services

12%

Education

10%

Business Services

5%

Automotive

5%

Travel & Hospitality

4%

Transportation &
Logistics

4%

Retail and Restaurants

3%

Technology

2%

Other

2%

Non-profit

2%

Manufacturing

2%

Healthcare

2%

Gaming

2%

Consumer Products &
Services

2%

Commerce

2%

Telecommunications

1%

Real Estate

1%

Media &
Entertainment

1%

Legal

1%

Gambling

1%

Energy & Utilities

1%

Programming language

Frameworks

